

BI-FOLD DOOR



Beauty, flexibility and style

VELFAC®

WINDOWS FOR LIFE

BEAUTY, STYLE AND FLEXIBILITY

If you want to make more of your outside space, enhance a fabulous view, or simply maximise natural light, the VELFAC bi-fold door provides a beautiful and flexible solution. Featuring the VELFAC high performance slim composite frame – double or triple-glazed – the door can be installed in openings without compromising weather protection or insulation.



”The outside can now become a real part of the home, while the door itself – open or closed – delivers an impressive architectural feature”

- Hard-wearing aluminium forms a low-maintenance, versatile and contemporary frame design.
- A wide range of RAL colours delivers design versatility while ensuring additional weather protection.
- Stylish slim frame – one of the slimmest on the market at only 130mm (59mm wide sash x 2 + 12mm gasket seal) – maximises natural daylight.
- Concealed hinges, running gear and handles fitted in line with frames ensure uninterrupted views when the door is closed, with a flush bottom track or a weathered track delivering a seamless threshold.
- The door can be opened and stacked externally.
- Added safety - the door can be Secured by Design compliant on request.



VELFAC 860 – DESIGNED TO COMPLIMENT

Designed to complement both the traditional and modern house design, the bi-fold door **VELFAC 860** can be used in new build and refurbishment projects. Two performance levels are available, both featuring the same slim frame, designed to enhance already impressive insulation:

- **Double-glazed:** with a 24mm thermal break, double glazing is ideal for the majority of locations and has a U-value of 1.5W/m^2 . Available with flush track and weathered track (for exposed locations).
- **Triple-glazed:** with a 48mm thermal break, triple glazing is designed for installation in more challenging environments, and offers increased thermal performance, with U-values as low as 1.1W/m^2 .

Every VELFAC bi-fold door is built to order, with our support team on hand to make sure all aspects of design and installation are discussed well in advance to ensure exceptional results.

To discuss your needs in more detail, please contact the team on 01536 313 552.



Both door options also deliver:

Exceptional weather protection – tested to between 300 - 1050 Pascals of water tightness – provided by the standard weathered track and double rebated sections.

Triple gaskets between panes to enhance insulation and provide tight compression seals, also protecting fingers when the door is being moved.

Panel catches enable the secure opening of a single door while also ensuring a neat and stable stack when fully opened. High-level security delivered by mushroom locks, shootbolt rods, locking hinge pins, and double rebated frames which ensure glass panes cannot be removed externally.



BUILT TO BE USED



SECURITY / COMFORT

The integrated multipoint locking system and the comfortable door handle with catch bolt, lock and profile cylinder ensure high security. Certification according to RC2 / RC2N possible.



SAFE OPERATION

The swing panel is locked by means of a special catch ensuring the door can be carried along safely.



HEAT INSULATION

Solid multi-chamber profiles with foam core offer the best heat insulation according to the latest energy conservation regulations (EnEV).



ENGINEERED

Long-lasting stainless steel runners and tracks ensure easy, quiet and smooth operation of the folding glass doors.



STABILITY

Espagnolettes with 24 mm throw lock the panels into the top and bottom track of the frame ensuring they withstand gales and high security.



WIDTH ADJUSTMENT

The width of the panels can be altered easily by adjusting the hinges with a screwdriver.



HEIGHT ADJUSTMENT

Even after installation the folding glass door can be easily height-adjusted by about 6 mm - which is important if settling of the building occurs.

SYSTEM PROFILE

- ▶ Narrow frames and panel profiles (panel joint 130 mm)
- ▶ High stability due to tongue-and-groove interlocking panel profile and robust corner joints with thermal insulation
- ▶ Flush floor track without upstand for disabled access available
- ▶ Sealed against wind and rain by double wraparound seal

FITTINGS

- ▶ No protruding runner and guide tracks
- ▶ Concealed fittings for one handed operation
- ▶ Lockable in any partly open position

COLOURS

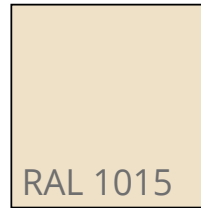
With a full colour palette available you are free to design the bi-fold door to match your façade.

Whether the look you are aiming for is coloured in gloss or matt finish, or metallic, with an anodised surface, you can get exactly what you want.

■ **Standard colours:** A selection of 30 colours carefully picked to complement both traditional and modern buildings. The colours are available in a gloss or matt finish. (Illustrated)

■ **Or:** You can choose any RAL colour you like, also in a gloss or matt finish. Or get the metallic look with the anodised surface finish.

Contact VELFAC for information about colours and surface finish.



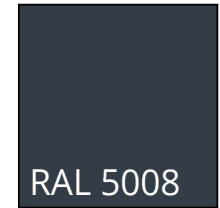
Light Ivory



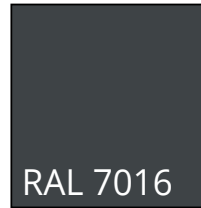
Brown Red



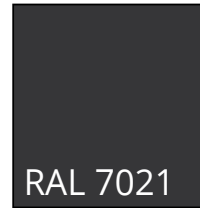
Sapphire Blue



Grey Blue



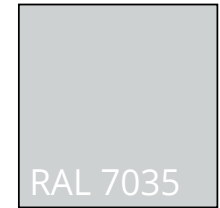
Anthracite Grey



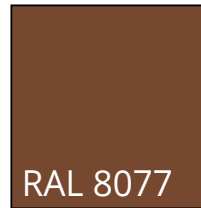
Black Grey



Graphite Grey




Light Grey



Dark Brown



Cream



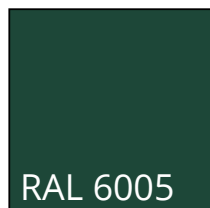
Signal White



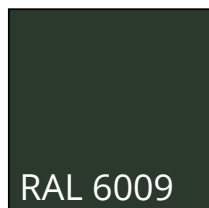
Signal Black



Pigeon Blue



Moss Green



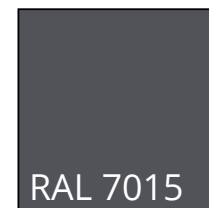
Fir Green



Signal Grey



Beige Grey



Slate Grey



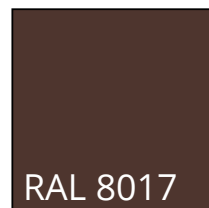
Agate Grey



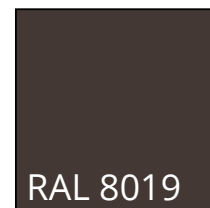
Quartz Grey



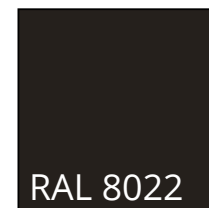
Window Grey



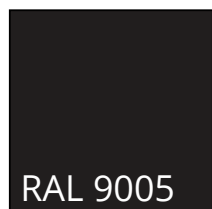
Chocolate
Brown



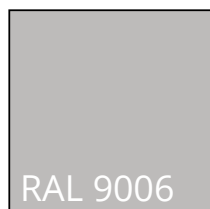
Grey Brown



Black Brown



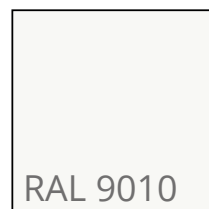
Jet Black



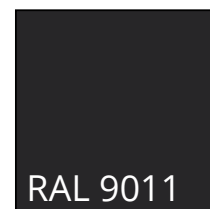
White
Aluminium



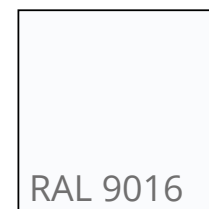
Grey
Aluminium



Pure White



Graphite Black



Traffic White



The **Wood Window** Alliance



Secured by Design



Official Police Security Initiative

VELFAC Direct
1400 Montagu Court
Kettering Parkway
Kettering
NN15 6XR

T: 01536 313552
F: 01223 897101
E: post@VELFAC.co.uk
W: www.VELFAC.co.uk



03.557-04.19 © 2017, 2019 VELFAC LTD ® VELFAC and VELFAC logo are registered trademarks used under license by VELFAC Group.

energy | design | quality | consultancy